


# TEHNOVAŘ

BEOGRAD, SRBIJA



**All connectors measures  
are  
adjustable  
to the customer demand**

ŠTAMPANO 2017.

# OPREMA ZA REZANJE METALA

## METAL CUTTING EQUIPMENT

**2450** JEDNODELNI RUČNI GORIONIK **FLEŠ** PB/ZG i AC L 286 mm  
Dužina po zahtevu kupca do 2000 mm

**CONNECTION:**  
**GAS-R 3/8" LH / O<sub>2</sub>-R1/4"**

*CUTTING TORCH PB/NATURAL GAS or AC customized up to 2000 mm*



**5008/1** KOLICA  
*TORCH GUIDE*

**DIZNE SA RAVNIM NALEGANJEM PB/AC**  
*CUTTING NOZZLE FOR 2450*



**CUTTING NOZZLE FOR 2450**

Thickness mm	Code Propan butan	Code Acetylene	Oxygen Pressure bar	Gas Pressure bar
1-10	<b>2452/0</b>	<b>2453/0</b>	1.5-2	0.2
10-25	<b>2452/1</b>	<b>2453/1</b>	2.5-3	0.2
25-50	<b>2452/2</b>	<b>2453/2</b>	3-4	0.2
40-80	<b>2452/3</b>	<b>2453/3</b>	3-4.5	0.2
80-150	<b>2452/4</b>	<b>2453/4</b>	3.5-5.5	0.2
150-200	<b>2452/5</b>	<b>2453/5</b>	4.5-5.5	0.2
200-300	<b>2452/6</b>	<b>2453/6</b>	5-6	0.2

**2453** DIZNA SA RAVNIM NALEGANJEM AC  
**2452** DIZNA SA RAVNIM NALEGANJEM PB/ZG  
Koristi se sa gorionicima **2450**.

*CUTTING NOZZLE FOR 2450.*

**3007** GORIONIK - **MALI FLEM** PB/ZG 1200MM ZA REZANJE DEBLJIH KOMADA ČELIKA I GUSA  
Burner - **small flem** PB / ZG 1200mm cutting thick pieces of steel and cast iron



**3012/1** DIZNE ZA REZANJE ČELIKA  
Nozzles for cutting steel 3-300

**3012G** DIZNA ZA REZANJE GUSA  
Nozzle for cutting cast iron

**3012/2** DIZNE ZA REZANJE ČELIKA  
Nozzles for cutting steel 300-450

# RUČNI PROGRAM SA INEKTORSKOM DIZNOM

## MANUAL EQUIPMENT WITH MIXING NOZZLE

**2430** JEDNODELNI RUČNI GORIONIK **ZENIT**, za inektorske dizne L-280 mm  
Dužina po zahtevu kupca do L 2000 mm

**CONNECTION:**  
**GAS-R 3/8" LH / O<sub>2</sub>-R1/4"**

*CUTTER FOR MIXING NOZZLE WITH HANDLE*  
*Lenght customized up to 2000mm*



**5008/2** KOLICA  
*TORCH GUIDE*



**Karakteristike:** gorionik **2430** odlikuje se čvrstinom, kvalitetom, lakoćom rukovanja i malom težinom. Smanjena potrošnja gorivog gasa i kiseonika.

*Characterized by its solidity, quality, ease of handling and low weight reduced the consumption of gas oxygen*



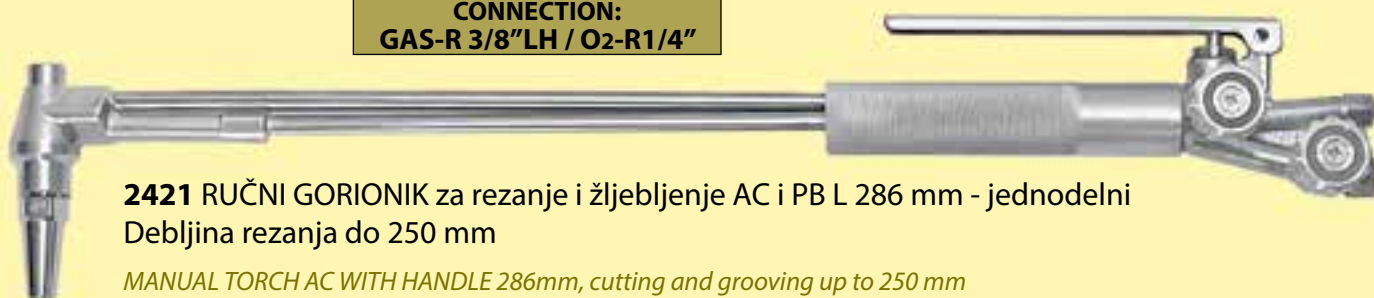
**2441** INEKTORSKE DIZNE AC  
**2431** INEKTORSKE DIZNE PB/ZG  
*MIXING NOZZLE - PB/natural gas*  
*- Acetylene*

2431 Mixing nozzle propan butan 2441 Mixing nozzle acetylen				
For torche 2430, 2432				
Thickness mm	Code Propan butan	Code Acetylene	Oxygen Presure bar	Gas Presure bar
1-10	2431/0	2441/0	1.5-2	0.2
10-25	2431/1	2441/1	2.5-3	0.2
25-50	2431/2	2441/2	3-4	0.2
40-80	2431/3	2441/3	3-4.5	0.5
80-150	2431/4	2441/4	3.5-5.5	0.5
150-200	2431/5	2441/5	4.5-5.5	0.5
200-300	2431/6	2441/6	5-6	0.5

# RUČNI PROGRAM ZA REZANJE I ŽLJEBLJENJE METALA

## MANUAL PROGRAM FOR METAL CUTTING AND GROOVING

**CONNECTION:**  
GAS-R 3/8"LH / O<sub>2</sub>-R1/4"



**2421** RUČNI GORIONIK za rezanje i žljebljenje AC i PB L 286 mm - jednodelni  
Debljina rezanja do 250 mm

MANUAL TORCH AC WITH HANDLE 286mm, cutting and grooving up to 250 mm

**7001/7002**  
Protivplameni osigurači  
ISO9001 22105CE 1837



**7056** RUČNI GORIONIK AC i PB za rezanje i žljebljenje  
Debljina rezanja do 250 mm

MANUAL TORCH AC cutting and grooving up to 250mm




**5002** UNIVERZALNI RUKOHVAT  
HANDLE

**CONNECTION:**  
GAS-R 3/8"LH / O<sub>2</sub>-R1/4"



**5008/56** KOLICA  
TORCH GUIDE



DIZNE ZA RUČNO REZANJE - Gorivi gas acetylen i PB  
NOZZLE FOR HAND CUTTING - ACETYLENE

OZNAKA LABEL	DEBLJINA REZANJA THICKNESS	ŠIFRA / CODE	
		AC	PB
0,5	3-10	<b>6010</b>	<b>6010PB</b>
1	10-25	<b>6011</b>	<b>6011PB</b>
1,5	25-50	<b>6012</b>	<b>6012PB</b>
2	50-100	<b>6013</b>	<b>6013PB</b>
2,5	100-150	<b>6014</b>	<b>6014PB</b>



M15x1

DIZNE AC ZA ŽLJEBLJENJE  
ZAVARENIH SPOJEVA

NOZZLE AC FOR GROOVING (blow pipe torch)

OZNAKA LABEL	ŠIFRA / CODE	
	AC	PB
Br. 1	<b>6020</b>	<b>6020PB</b>
Br. 2	<b>6021</b>	<b>6021PB</b>
Br. 3	<b>6022</b>	<b>6022PB</b>



M15x1

# OPREMA ZA RUČNO REZANJE METALA

## EQUIPMENT FOR MANUAL CUTTING



**AC-3014, PB-3015** RUČNI GORIONIK od 173 do 487 mm

*MANUAL TORCH long 173 to 487mm*



**5001 - UNIVERZALNI RUKOHVAT**  
HANDLE

**CONNECTION:**  
GAS-R 3/8" LH / O<sub>2</sub>-R1/4"



**5002 - UNIVERZALNI RUKOHVAT**  
HANDLE

**CONNECTION:**  
GAS-R 3/8" LH / O<sub>2</sub>-R1/4"



**AC-2010, PB-2110** RUČNI GORIONIK -  
STANDARD, dužina gorionika 173 mm

*MANUAL TORCH STANDARD*




**AC-2010/2, PB-2110/2** RUČNI GORIONIK - RAVNI

*MANUAL TORCH-flat*

Ručni gorionici za rezanje metala na gorivi gas AC, PB/ZG  
*Manual torch for cutting metal on fuel gas AC, propan and natural gas*

TIP <i>Type</i>	DUŽINA GORIONIKA <i>length mm</i>	ŠIFRA / <i>code</i>		OPSEG REZANJA <i>cutting depth mm</i>
		AC	PB	
STANDARD	173	<b>2010</b>	<b>2110</b>	3-300
	286	<b>2011</b>	<b>2111</b>	
	367	<b>2012</b>	<b>2112</b>	
	487	<b>2013</b>	<b>2113</b>	
	po zahtevu <i>customized</i>	<b>2310</b>	<b>2410</b>	

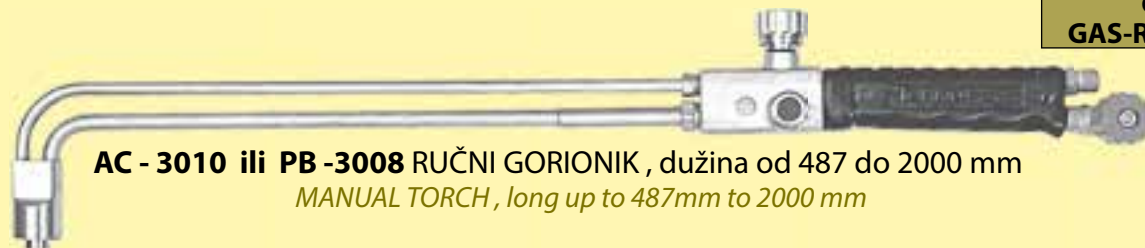
**CONNECTION:**  
GAS-R 3/8" LH / O<sub>2</sub>-R1/4"



**2414-AC, 2415-PB** RUČNI GORIONIK, dužina po zahtevu do L 2000 mm

*MANUAL TORCH Customized to 2000mm*

**CONNECTION:**  
GAS-R 3/8" LH / O<sub>2</sub>-R1/4"



**AC - 3010 ili PB -3008** RUČNI GORIONIK, dužina od 487 do 2000 mm

*MANUAL TORCH, long up to 487mm to 2000 mm*

### DIZNE ZA RUČNE GORIONIKE *NOZZLE FOR HAND CUTTING*



**5008** KOLICA  
*TORCH GUIDE*



M21x1.5

M9

M21x1.5

M8

UNUTRAŠNJE <i>INNER</i>	DEBLJINA METALA <i>THICKNESS</i>	ŠIFRE <i>CODE</i>	
		AC	PB
UNUTRAŠNJE <i>INNER</i>	3-10	<b>1141</b>	<b>1151</b>
	10-30	<b>1142</b>	<b>1152</b>
	30-60	<b>1143</b>	<b>1153</b>
	60-100	<b>1144</b>	<b>1154</b>
	100-200	<b>1145</b>	<b>1155</b>
	200-300	<b>1146</b>	<b>1156</b>
SPOLJNA <i>OUTTER</i>	3-100	<b>1160</b>	<b>1170</b>
	100-300	<b>1161</b>	<b>1171</b>





**7050** Šestar za kružno vođenje ručnih gorionika  
*FOR CYRCLC CUTTING*

**6225 GARNITURA TIM 25 PB**  
*GAS CUTTING SET PB*



**6230 GARNITURA TIM 30 AC**  
*GAS WELDING AND CUTTING SET AC*




**5019 GARNITURA TIM 35 AC**  
*GAS WELDING AND CUTTING SET AC*

**REGULACIONI VENTILI SA MANOMETRIMA**  
*PRESSURE REGULATOR*

GAS	ULAZNI PRITISAK Inlet pressure bar	IZLAZNI PRITISAK Outlet pressure bar	PROTOK Nominal flow rate m <sup>3</sup> /h	PRIKLJUČNA MERA Inlet connection	ŠIFRA CODE
AC	25	1,5	5	Uzengija/yoke	<b>6001</b>
O <sub>2</sub>	200	10	30	W21.8x1/4"	<b>6002</b>
CO <sub>2</sub> i ARG	200	/	24l/min	W21.8x1/14"	<b>6000</b>
PB	/	4	5	W21.8x1/14"L	<b>6003</b>





## TABELARNI PREGLED PLAMENIKA ZA ZAVARIVANJE


Overview of the welding torch

Šifra code	Tip plamenika type of welding heads	Debljina materijala (mm) material thickness
5004	Plamenik No1 - welding heads No.1	0,5-1
5005	Plamenik No2 - welding heads No.2	1-2
5006	Plamenik No3 - welding heads No.3	2-4
5007	Plamenik No4 - welding heads No.4	4-6
5015	Plamenik No5 - welding heads No.5	6-9
5016	Plamenik No6 - welding heads No.6	9-14
5017	Plamenik No7 - welding heads No.7	14-20
5018	Plamenik No8 - welding heads No.8	20-30

## 5028 GREJAČ SA VIŠEPLAMENIM DIZNAMA - Propan butan / zemni gas - Kiseonik ZA INTEZIVNO ZAGREVANJE

Konekcija za rukohvat tip "Tehnovar" ili "Teleoptik"

TORCH FOR INTENSIVE HEATING MATERIAL - Propane Butane / natural gas - Oxygen  
Connection to handle "Tehnovar" or "Teleoptik"



Dizna za grejač 5028 / šifra	Prečnik plamena	Pritisak O2 / bar	Pritisak PB / bar	Mcal/h
Code	Diameter	Pressure Oxygen / bar	Pressure PB / bar	
T1 - dizna No 1	Ø 12	1-2	0,5	22-44
T2 - dizna No 2	Ø 16	2-3	0,5	33-70
T3 - dizna No 3	Ø 18	3-5	1	49-127
T4 - dizna No 4	Ø 24	4-6	1	80-160
T5 - dizna No 5	Ø 24	5-8	1-2	70-220

**5024 DIZNE ZA GREJANJE  
METALA PLAMENOM PB/ZG**  
NOZZLE FOR HEATING METAL  
FLAME, PROPAN AND  
NATURAL GAS

**5023 DIZNE ZA GREJANJE  
METALA PLAMENOM AC**  
NOZZLE FOR HEATING METAL  
FLAME AC

**5025 DIZNA ZA GREJANJE  
u sklopu sa plamenikom br. 8**  
HEATING NOZZLE  
with welding torch N° 8

**PROHROMSKI GREJAČ PROPAN-BUTAN VAZDUH**  
HEATING TORCH PROPAN-BUTAN AIR

**AC - 7045 ili PB - 7042  
GRABULJE**  
WARMING TORCH



Šifra / Code	Prečnik šolje / Diameter	Dužina grejača / Length heater
GREJAČ 50	Ø 50	900 mm
GREJAČ 40	Ø 40	700 mm
GREJAČ 30	Ø 30	500 mm



**5036 - GORIONIK ZA TERMITNO ZAVARIVANJE  
ŽELEZNIČKIH ŠINA**  
TORCH FOR WELDING RAILS

# FLEMOVI tip A-0 FLEM TORCH type A-0



**5029A-0** - flem tip A-0 za flemanje  
*FLEM TORCH A-0 for scarfing*

**5030** DIZNE ZA FLEM - Max. dužina flemanja: 110 mm  
*FLEM NOZZLES - Maximum flem length 110 mm*



**5029A-0R** - flem tip A-0R za rezanje  
*FLEM TORCH A-0R for cutting*

**5030/2** flem dizna za rezanje čelika 3 - 400 mm  
**5030/6** flem dizna za rezanje čelika 3 - 650 mm  
*5030/2 FLEM NOZZLE for cutting 3 - 400 mm*  
*5030/6 FLEM NOZZLE for cutting 3 - 650 mm*



**5029A-0RP** - flem tip A-0RP za rezanje  
sa pravom glavom  
*FLEM TORCH A-0RP for cutting with flat head*

**CONNECTION:**  
**GAS-R 3/8"LH / O<sub>2</sub>-R1/2"**

## **FLEM A-0** **A-0R** **A-0RP**

primenjuju se za:

- čišćenje čeličnih slabova
- žljebljenje zavarenih spojeva
- rezanje čelika do 3 - 650 mm

### *PURPOSE:*

- cleaning of steel slabs
- gouging of welds
- cutting up to 3 - 650 mm

Dužina FLEM aparata: 1695 mm  
Radni pritisci: O<sub>2</sub> 0-15 bar  
(dinamički pritisak)  
protok (m/h) 140  
PB/ZG: 0,8-1 bar  
O<sub>2</sub> crevo Ø13 mm; G 1/2 R  
PB crevo Ø8 mm; G 3/8 L


*FLEM device length : 1695 mm*  
*- Work pressure : O<sub>2</sub> 0-15 bar*  
*(Dynamic pressure), flow (m/h) 140*  
*- Propan - Butane ( Natural gas ) : 0.8-1 bar*  
*- O<sub>2</sub> tubes ø 13 mm; G 1/2 R*  
*- Propan - Butane tubes ø 8 mm G 3/8 L*  
*- Cutting thickness up to 3 - 650 mm*



**5030/2** flem dizna za rezanje čelika 3 - 400 mm  
**5030/6** flem dizna za rezanje čelika 3 - 650 mm  
*5030/2 FLEM NOZZLE for cutting 3- 400 mm*  
*5030/6 FLEM NOZZLE for cutting 3 - 650 mm*



# FLEMOVI A-1, A-2 FLEM TORCH



**CONNECTION:**  
GAS-R 3/8" LH / O<sub>2</sub>-R1/2"

## 5029 A-1 FLEM ZA FLEMANJE

*FLEM for scarfing*

PRIMENJUJE SE ZA:

- čišćenje čeličnih slabova
- žljebljenje zavarenih spojeva
- rezanje čelika do 3 - 650 mm

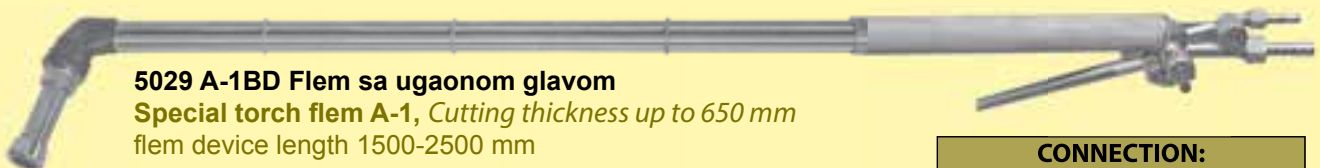
PURPOSE:

- cleaning of steel slabs
- gouging of welds
- cutting up to 3 - 650 mm

Dužina FLEM aparata: 1500 mm  
Radni pritisci: O<sub>2</sub> do 15 bar  
(dinamički pritisak)  
protok (m/h) 140  
PB/ZG: 0,8-1 bar  
O<sub>2</sub> crevo Ø13 mm; G 1/2 R  
PB crevo Ø8 mm; G 3/8 L

**5030 flem dizna**  
FLEM NOZZLE

*FLEM device length : 1500 mm*  
*- Work pressure : O<sub>2</sub> - 15 bar*  
*(Dynamic pressure), flow (m/h) 140*  
*- Propan - Butane ( Natural gas ) : 0.8-1 bar*  
*- O<sub>2</sub> tubes ø 13 mm; G 1/2 R*  
*- Propan - Butane tubes ø 8 mm G 3/8 L*  
*- Cutting thickness up to 3 - 650 mm*



**5029 A-1BD FLEM sa ugaonom glavom**  
**Special torch flem A-1, Cutting thickness up to 650 mm**  
flem device length 1500-2500 mm

**CONNECTION:**  
GAS-R 3/8" LH / O<sub>2</sub>-R1/2"

**5030/2 flem dizna za rezanje čelika 3 - 400 mm**  
**5030/6 flem dizna za rezanje čelika 3 - 650 mm**

*5030/2 FLEM NOZZLE for cutting 3 - 400 mm*  
*5030/6 FLEM NOZZLE for cutting 3 - 650 mm*



**5030/7 višepламena flem dizna za rezanje 3 - 650 mm**  
*FLEM NOZZLE for cutting 3 - 650 mm*

## 5031A-2RP FLEM sa pravom glavom

**Namena:** rezanje metala od 3 - 650 mm

**Karakteristike:** koristi gorivi gas PB; ZG razdvojen O<sub>2</sub> za grejanje i rezanje što omogućava efikasno rezanje velikih debljina metala.

**Priključne mere:** PB; ZG R3/8L, O<sub>2</sub>-grejni R3/8, O<sub>2</sub>-reznici R3/8; crevo crveno PB, ZG Ø 8, crevo O<sub>2</sub> grejanje Ø 8, crevo O<sub>2</sub> rezanje Ø 10.

*5031A-2RP FLEM TORCH with flat head*

**Purpose:** cutting 3 - 650 mm

**Characteristics:** use fuel gas PB; NG separated oxygen cutting and heating allows good cut large thicknesses.

**Connecting dimensions:** PB; NG R3/8L, heating oxygen R3/8, cutting oxygen R3/8; Red Hose PB, NG Ø 8  
Heating oxygen hose Ø 8  
Cutting oxygen hose Ø 10.



**CONNECTION:**  
GAS-R 3/8" LH / O<sub>2</sub>-R1/2"

## 5040 FLEM A5 PB/ZG

Primenjuje se za čišćenje čeličnih slabova i rezanje čelika od 3 - 650 mm. Koristi diznu **5035/5**

*5040 FLEM A5 PB/natural gas applied for cleaning steel and cutting steel 3 - 650 mm*

**5035/5 FLEM DIZNA ZA FLEMANJE ČELIKA, maksimalne dužine 110 mm**  
FLEM NOZZLES - maximum flem length 110 mm

# MAŠINSKI GORIONICI ZA REZANJE METALA

## EQUIPMENT FOR MACHINE METAL CUTTING

**CONNECTION: GAS-R 3/8" LH / O<sub>2</sub>-R1/4" / O<sub>2</sub>-R3/8"**

**1022 MAŠINSKI GORIONIK BLIC L 250 mm za inektorsku diznu**  
*Machine cutting torch BLIC L-250mm mixing gas in nozzle*



**2431 INEKTORSKE DIZNE PB/ZG**

*Extended mixing gas nozzle propane, nat.gas.*




**INEKTORSKA DIZNA PB/ZG** koristi se i kod ručnih i kod mašinskih gorionika  
*Mixing gas nozzle propan, nat.gas. Used with the hand and machine torch*

Thickness mm	Code	Oxygen		Pressure Pb/zg	Cutting Speed mm/min	Consumption of propan butane	Consumption Oxygen heating m <sup>3</sup> /h	Consumption Oxygen cutting m <sup>3</sup> /h
		H	C					
1-10/0	<b>2431/0</b>	1bar	1.5-2 bar	0.2bar	660-540	0.15	0.3	1 - 1.3
10-25/1	<b>2431/1</b>	1bar	2.5-3 bar	0.2bar	540-370	0.15	0.3	1.7 - 2
25-50/2	<b>2431/2</b>	1bar	3-4 bar	0.2bar	370-300	0.15	0.3	2 - 2.3
40-80/3	<b>2431/3</b>	1bar	3-4.5 bar	0.5bar	300-250	0.3	0.3	2.8 - 3.5
80-150/4	<b>2431/4</b>	1bar	3.5-5.5 bar	0.5bar	250-190	0.3	0.46	4 - 8
150-200/5	<b>2431/5</b>	1bar	4.5-5.5 bar	0.5bar	190-150	0.3	0.46	5 - 9
200-300/6	<b>2431/6</b>	1bar	5-6.5 bar	0.5bar	150-80	0.3	0.46	6-10

Znatna ušteda u utrošku gorivog gasa i kiseonika .  
 Radni vek dizne produžen.  
 Dizne su namenjene za rad u svim radnim uslovima, sprečavaju povratni udar plamena u gorionik.

*A considerable savings of gas. Extension lifetime.  
 Designed are for operation in all working conditions and can prevent blow-back flame.*

**2460 MAŠINSKI GORIONIK ZVEZDA L 250 mm za dizne PB 2452 ili AC 2453**  
*/Machine cutting torch use nozzle PB 2452 or Acetylene 2453*



**2452 DIZNA SA RAVNIM NALEGANJEM PB/ZG**

**2453 DIZNA SA RAVNIM NALEGANJEM AC**

**DIZNE ZA MAŠINSKO REZANJE GORIONIKOM 2460**  
*Nozzle for machine torch 2460*



Debljina rezanja mm	Oznaka dizne		Pritisak kiseonika Bar ZA REZANJE	Pritisak kiseonika Bar ZA GREJANJE	Pritisak PB/ZG Bar
	Code nozzles				
Thickness mm	PB	AC	Oxygene presure cutting	Oxygene presure heating	Pressure PB
1-10	<b>2452/0</b>	<b>2453/0</b>	1.5-2	1	0.2
10-25	<b>2452/1</b>	<b>2453/1</b>	2.5-3	1	0.2
25-50	<b>2452/2</b>	<b>2453/2</b>	3-4	1	0.2
40-80	<b>2452/3</b>	<b>2453/3</b>	3-4.5	1	0.2
80-150	<b>2452/4</b>	<b>2453/4</b>	3.5-5.5	1.5	0.2
150-200	<b>2452/5</b>	<b>2453/5</b>	4.5-5.5	2	0.5
200-300	<b>2452/6</b>	<b>2453/6</b>	5-6	2	0.5

Dužina gorionika i priključne mere po zahtevu kupca  
*Torch lenght and connectors measures on customer demand*

# OPREMA ZA MAŠINSKO GASNO REZANJE METALA

## EQUIPMENT FOR MACHINE GAS CUTTING METAL

Mašinski gorionici S1.1 (250 mm) i S1.2 (110 mm) za rezanje čeličnih limova debljine 3-300 mm namenjenih za ugradnju na mašine za sečenje kao i na samohodne rezače (prihvatna mera od  $\varnothing 32$  mm).  
Kao gorivi gas koriste acetilen, propan-butan ili zemni gas.

*S1.1 type (250mm) and S1.2 Type (110mm) machine ( $\varnothing 32$ ) cutting torch, intended for cutting machines and semi-automatic cutting devices, for 3-300mm thick steel sheets by use of acetylene, propane-butane or natural gas.*

Gorionik S 1.3 za samohodni rezač za rezanje čeličnih limova debljine 3-150 mm na acetilen, propan-butan i zemni gas. Prihvatna mera  $\varnothing 27$ .

*S1.3 torch, intended for semi automatic devices, for cutting of 3-150 mm. Use acetylene, propane-butane, natural gas.*

**CONNECTION: GAS-R 3/8"LH / O<sub>2</sub>-R1/4" / O<sub>2</sub>-R3/8"**



**GORIONIK S 1.1**  
AC - **1001**  
PB i ZG - **1002**

*MACHINE CUTTING  
TORCH S1.1  
Propan, Natural gas, AC*

**GORIONIK S 1.2**  
AC - **1011**  
PB i ZG - **1012**

*MACHINE CUTTING  
TORCH S1.2  
Propan, Natural gas, AC*



**1021 GORIONIK S 1.3**  
*MACHINE CUTTING  
TORCH S1.3  
Propan, Natural gas, AC*



M21x1.5

Acetilen



M8



M21x1.5

Propan - Butan



M8



**1003 ADAPTER ZA MAŠINSKI GORIONIK S1 za dva reza**  
*ADAPTER FOR MACHINE TORCH 1003 ADAPTER for two cutts*

	DEBLJINA METALA mm <i>THICKNESS</i>	ŠIFRE <i>CODE</i>	
		AC	PB
UNUTRAŠNJA <i>INNER</i>	3-10	<b>1101</b>	<b>1111</b>
	10-25	<b>1102</b>	<b>1112</b>
	25-40	<b>1103</b>	<b>1113</b>
	40-60	<b>1104</b>	<b>1114</b>
	60-100	<b>1105</b>	<b>1115</b>
	100-200	<b>1106</b>	<b>1116</b>
	200-300	<b>1107</b>	<b>1117</b>
SPOLJNA <i>OUTTER</i>	3-100	<b>1120</b>	<b>1118</b>
	100-300	<b>1121</b>	<b>1119</b>



**1723 GUMENO ARMIRANO CREVO  
ZA REZANJE I ZAVARIVANJE  
METALA Ø8 AC crveno do 20 bara**  
*RUBBER HOSE FOR CUTTING AND  
WELDING METALS Ø8 AC red 20 bar*



**1724 GUMENO ARMIRANO CREVO  
ZA REZANJE I ZAVARIVANJE  
METALA Ø6 O2 plavo do 20 bara**  
*RUBBER HOSE FOR CUTTING AND  
WELDING METALS Ø6 O2 blue 20 bar*



**O2 - 3001 i AC/PB - 3002**  
Razvodnik gasova sa ventilima  
*GAS DISTRIBUTOR WITH VALVES*

**CONNECTION:  
GAS-R 3/8" LH / O2-R1/4"**



**7026 DRŽAČ ELEKTRODE TIP G-22 do 600 A**  
*ELECTRODE HOLDER - TYPE G-22 up to 600 A*



**2413 DRŽAČ ELEKTRODE TIP G-20 do 400 A**  
*ELECTRODE HOLDER - TYPE G-20 up to 400 A*

# TEHNOVAR

TEHNOVAR DOO

Miloja Pavlovića 4, 11130 Kaluđerica  
Beograd, SRBIJA

Tel: +381 11 34 14 255,  
+381 11 34 14 455

Fax: +381 11 34 14 655

Mob. phone +381 63 22 62 14

E-mail: kaja.anicic@tehnovar.rs  
office@tehnovar.rs

[www.tehnovar.rs](http://www.tehnovar.rs)

**All connectors measures  
are  
adjustable  
to the customer demand**

